

SIGNAL LIGHTS




Signal lights

- For signalling operating states, emergency lighting etc.
- They can be used in both building and industrial installations and in security technology.
- Modular design with fastening on the „U“ rail wide 35 mm according to EN 60715.
- Empty modules of signal lights enable arbitrary design.

Number of indicator lights	Colour of indicator light	Rated voltage	Type	Product code	Number of modules	Weight [kg]	Package [pcs]
1	red	230 V a.c.	MKA-SC-A230	37276	1	0.08	1
		24 V a.c./d.c.	MKA-SC-X024	37277	1	0.08	1
	green	230 V a.c.	MKA-SE-A230	37278	1	0.08	1
		24 V a.c./d.c.	MKA-SE-X024	37279	1	0.08	1
2	white	230 V a.c.	MKA-SG-A230	37280	1	0.08	1
	red + green	230 V a.c.	MKA-SC-SE-A230	37281	1	0.09	1

Empty modules of signal lights

Number of holes for indicator lights	Type	Product code	Number of modules	Weight [kg]	Package [pcs]
1	MKA-1	35558	1	0.07	1
2	MKA-2	35559	1	0.07	1




Accessories

Indicator lights

- Indicator light power: 0.8 W.
- Indicator light contains a LED.
- Indicator lights light permanently.

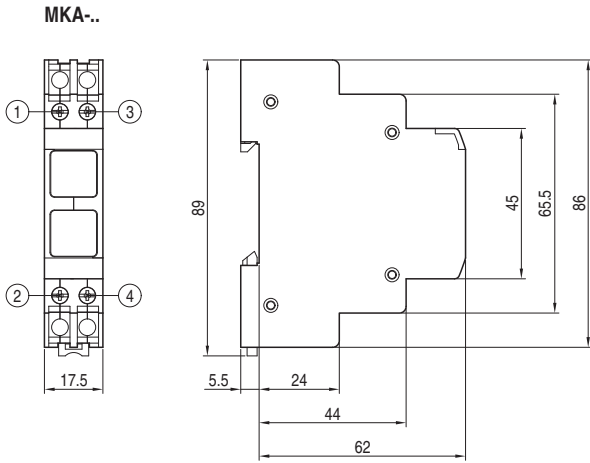
Colour	Rated voltage	Type	Product code	Weight [kg]	Package [pcs]
red	230 V a.c.	SC-A230	11102	0.003	12
	24 V a.c./d.c.	SC-X024	11106	0.003	12
green	230 V a.c.	SE-A230	11103	0.003	12
	24 V a.c./d.c.	SE-X024	11107	0.003	12
yellow	230 V a.c.	SD-A230	11104	0.003	12
	24 V a.c./d.c.	SD-X024	11108	0.003	12
white	230 V a.c.	SG-A230	11101	0.003	12
	24 V a.c./d.c.	SG-X024	11105	0.003	12

Specifications

Type	MKA-..
Standards	EN 60947-5-1
Approval marks	
Light signalling	
Power output	0.8 W
Rated operating voltage	U_e 24 V a.c./d.c., 230 V a.c.
Colour of indicator light	red, green, yellow, white
Light	permanent
Source	LED
Dispersion	by raster in front of LED
Connection	0.75 ÷ 6 mm ² , 2x(0.75 ÷ 2.5) mm ²
Torque	0.8 Nm
Other data	
Mounting on "U" rail according to EN 60715 - type	TH 35
Degree of protection	IP20
Ambient temperature	-25 ÷ +55 °C
Working position	arbitrary

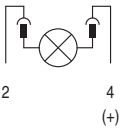
SIGNAL LIGHTS

Dimensions

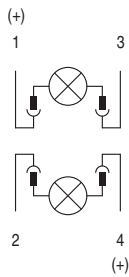


Diagram

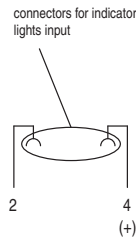
MKA-SC-..
MKA-SE-..
MKA-SG-..



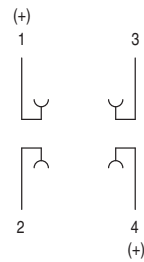
MKA-SC-SE-A230



MKA-1



MKA-2



Replacement of indicator lights

- Installed indicator lights can be replaced by other ones (see accessories).

Indicator light demounting:

- 1) Insert demounting tool (e.g. paper-clip) in the demounting hole and push to ensure that the indicator light jumps up a little.
- 2) Remove the indicator light from the signal light.

Installation of indicator light:

- 3) Insert and press the indicator light in the hole in the signal light.

