


TERMINAL BOARD



Terminal board

- For branching or connection of PEN, PE, N and L conductors.
- They are used in switchboards, which are not delivered with terminal blocks.
- Mounting on 35 mm „U“ rail according to EN 60715.
- Colour: green, blue, grey.

Colour	Number of terminals	Type	Product code	Weight [kg]	Package [pcs]
blue	7 x 16 mm ²	CS-N7	35901	0.026	10
	12 x 16 mm ²	CS-N12	35902	0.030	10
	15 x 16 mm ²	CS-N15	35903	0.048	10
green	7 x 16 mm ²	CS-PE7	35904	0.026	10
	12 x 16 mm ²	CS-PE12	35905	0.030	10
	15 x 16 mm ²	CS-PE15	35906	0.048	10
grey	7 x 16 mm ²	CS-L7 ¹⁾	35898	0.026	10
	12 x 16 mm ²	CS-L12 ¹⁾	35899	0.030	10
	15 x 16 mm ²	CS-L15 ¹⁾	35900	0.048	10

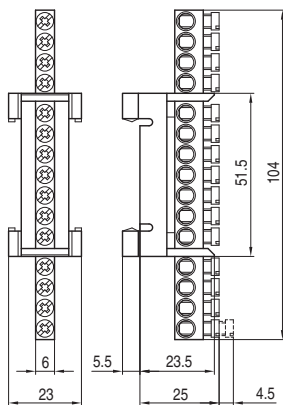
¹⁾ covered design

Specifications

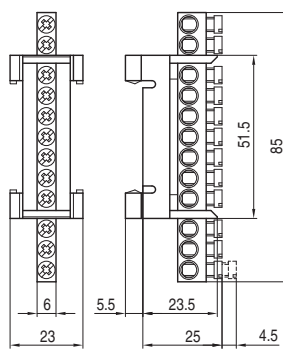
Type	CS-PE, CS-N, CS-L
Standards	EN 60947-1
Approval marks	CE
Mounting on "U" rail according to EN 60715 - type	TH 35
Connection	1 ÷ 16 mm ²

Dimensions

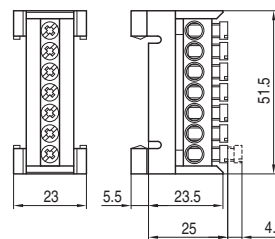
CS-N15, CS-PE15



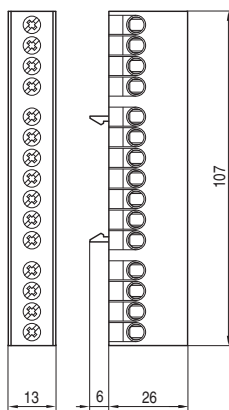
CS-N12, CS-PE12



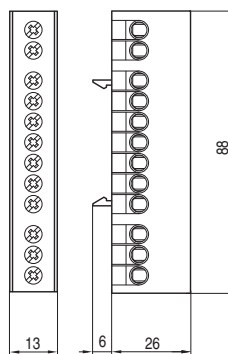
CS-N7, CS-PE7



CS-L15



CS-L12



CS-L7

